


## STAT 324 311 : Introductory Applied Statistics for Engineers

📅 2018-2019 Spring / 👤 Alex Hayes (Course Section Director)  
Letters and Science / Statistics






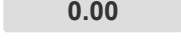
Survey	Term	Start Date	End Date	Students	Responses	Response Rate
Teaching Assistant Evals	2018-2019 Spring	📅 Apr 19, 2019	📅 May 3, 2019	49	19	

Course Learning Outcomes	Before	After	% Change
--------------------------	--------	-------	----------

❗ No Course Learning Outcomes Questions

Metric Questions	Average	Mode	St. Dev
------------------	---------	------	---------

❗ No Metric Questions


All Other Questions	Average	Mode	St. Dev
In general, the T.A. for the course was <b>Scale (-): 1 = very poor 5 = excellent</b>	 4.13	5, 4	0.78
The T.A.'s oral communication skills were <b>Scale (-): 1 = very poor 5 = excellent</b>	 4.38	5	0.78
The T.A.'s approachability was <b>Scale (-): 1 = very poor 5 = excellent</b>	 4.47	5	0.81
The discussion section's contribution to your understanding of the course was <b>Scale (-): 1 = very poor 5 = excellent</b>	 3.81	5	1.29
What are the T.A.'s most notable strengths in teaching? <b>Scale (-): 1 = 1 =</b>	 0.00	1	0.00
What aspects of the T.A.'s teaching are most in need of improvement? <b>Scale (-): 1 = 1 =</b>	 0.00	1	0.00

Open Ended Feedback / Comments Provided By Students

# STAT 324 312 : Introductory Applied Statistics for Engineers

📅 2018-2019 Spring / 👤 Alex Hayes (Course Section Director)

Letters and Science / Statistics


Survey	Term	Start Date	End Date	Students	Responses	Response Rate
Teaching Assistant Evals	2018-2019 Spring	📅 Apr 19, 2019	📅 May 3, 2019	38	12	





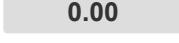
Course Learning Outcomes	Before	After	% Change
--------------------------	--------	-------	----------

❗ No Course Learning Outcomes Questions

Metric Questions	Average	Mode	St. Dev
------------------	---------	------	---------

❗ No Metric Questions

All Other Questions	Average	Mode	St. Dev
In general, the T.A. for the course was		4, 5	0.64
<b>Scale (-): 1 = very poor 5 = excellent</b>			

All Other Questions	Average	Mode	St. Dev
<p>The T.A.'s oral communication skills were</p> <p><b>Scale (-): 1 = very poor 5 = excellent</b></p>	 <p>4.55</p>	5	0.66
<p>The T.A.'s approachability was</p> <p><b>Scale (-): 1 = very poor 5 = excellent</b></p>	 <p>4.27</p>	5	0.75
<p>The discussion section's contribution to your understanding of the course was</p> <p><b>Scale (-): 1 = very poor 5 = excellent</b></p>	 <p>4.45</p>	4	0.50
<p>What are the T.A.'s most notable strengths in teaching?</p> <p><b>Scale (-): 1 = 1 =</b></p>	 <p>0.00</p>	1	0.00
<p>What aspects of the T.A.'s teaching are most in need of improvement?</p> <p><b>Scale (-): 1 = 1 =</b></p>	 <p>0.00</p>	1	0.00

Open Ended Feedback / Comments Provided By Students

